

Area Schedule (SF)

Grand Total:

5173

Floor Plan - Main Floor

301 King Street E, Kitchener, ON, CA

Do not scale drawings. Contractors must check and verify all dimensions. All room dimensions and floor areas must be considered approximate and are subject to independent verification. All documents remain the property of Planitar Inc. Unauthorized use, modifications, and/or reproduction of these documents is prohibited without written permission. The material contained herein reflects Planitar Inc.'s best judgement in light of the information available at the time of preparation. Any use which a third party makes of the document, or any reliance on or decisions to be made based on them are the responsibility of such third parties. Planitar Inc. accepts no responsibility for damages, if any, suffered by any third party as a result of decisions made or actions based on the documents.



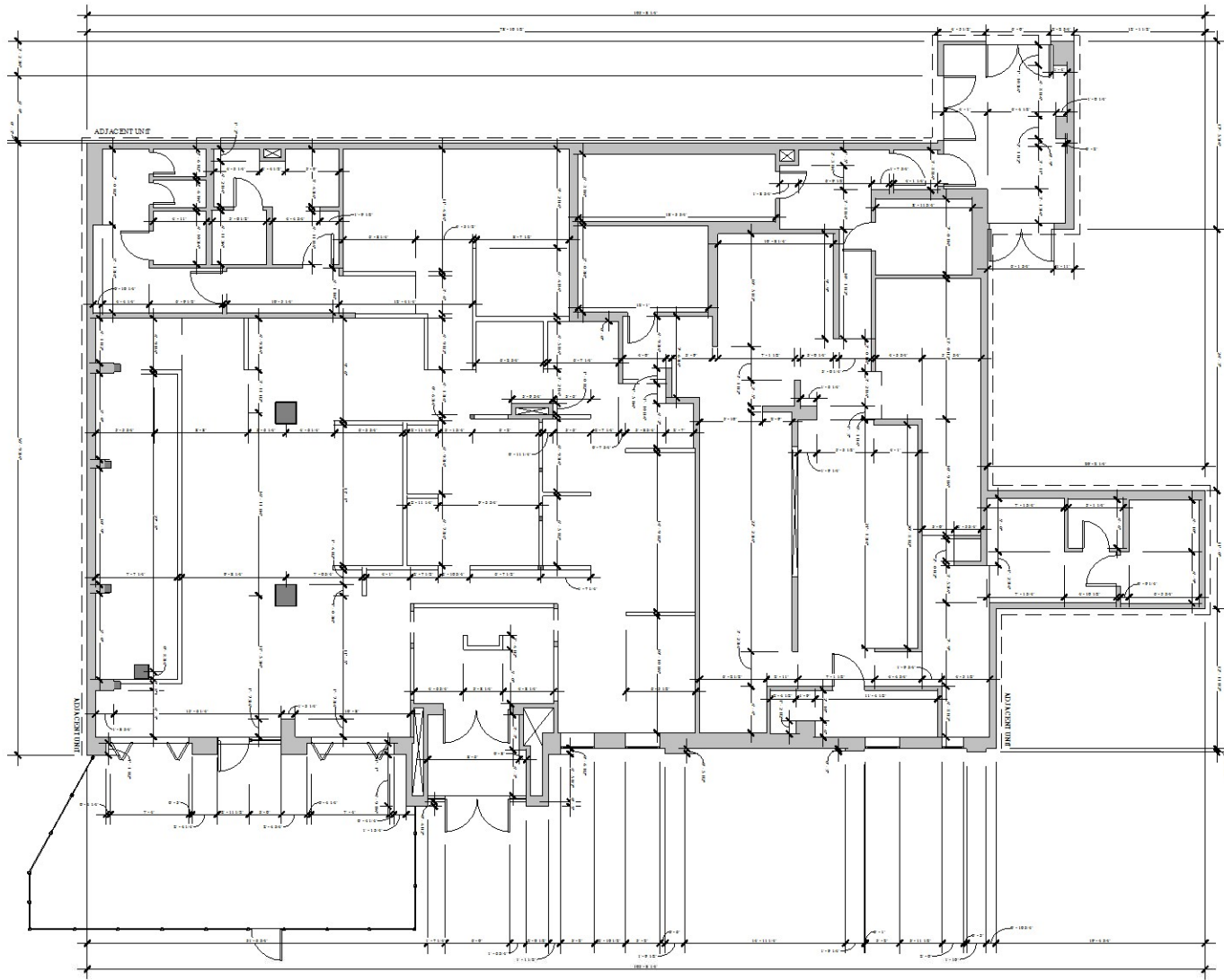
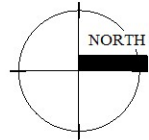
[Click here](#)
Scan to view 3D
walkthrough

ORBIX

Date: 2026-03-05

Scale: 1/16" = 1'-0"

A101



Dimension Plan - Main Floor

301 King Street E, Kitchener, ON, CA

Do not scale drawings. Contractors must check and verify all dimensions. All room dimensions and floor areas must be considered approximate and are subject to independent verification. All documents remain the property of Planitar Inc. Unauthorized use, modifications, and/or reproduction of these documents is prohibited without written permission. The material contained herein reflects Planitar Inc.'s best judgement in light of the information available at the time of preparation. Any use which a third party makes of the document, or any reliance on or decisions to be made based on them are the responsibility of such third parties. Planitar Inc. accepts no responsibility for damages, if any, suffered by any third party as a result of decisions made or actions based on the documents.



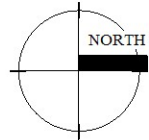
[Click here](#)
Scan to view 3D
walkthrough



Date: 2026-03-05

Scale: 1/16" = 1'-0"

A101.1



Point Cloud - Main Floor

301 King Street E, Kitchener, ON, CA

Do not scale drawings. Contractors must check and verify all dimensions. All room dimensions and floor areas must be considered approximate and are subject to independent verification. All documents remain the property of Planitar Inc. Unauthorized use, modifications, and/or reproduction of these documents is prohibited without written permission. The material contained herein reflects Planitar Inc.'s best judgement in light of the information available at the time of preparation. Any use which a third party makes of the document, or any reliance on or decisions to be made based on them are the responsibility of such third parties. Planitar Inc. accepts no responsibility for damages, if any, suffered by any third party as a result of decisions made or actions based on the documents.



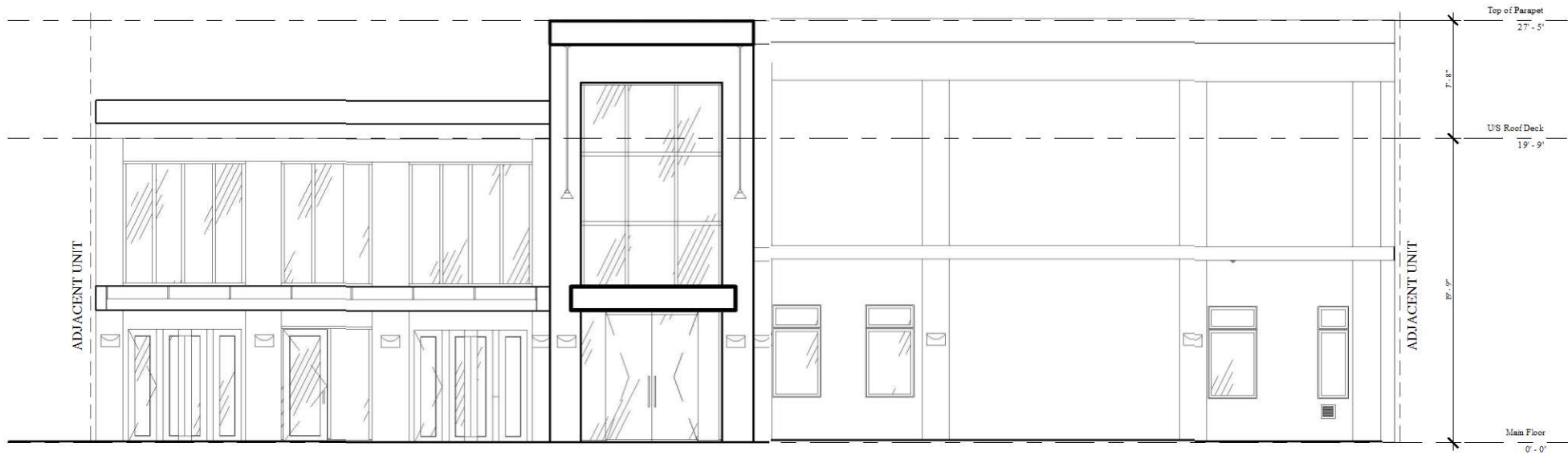
[Click here](#)
Scan to view 3D
walkthrough

ORBIX

Date: 2026-03-05

Scale: 1/16" = 1'-0"

A101.2



East Elevation

301 King Street E, Kitchener, ON, CA

Do not scale drawings. Contractors must check and verify all dimensions. All room dimensions and floor areas must be considered approximate and are subject to independent verification. All documents remain the property of Planitar Inc. Unauthorized use, modifications, and or reproduction of these documents is prohibited without written permission. The material contained herein reflects Planitar Inc.'s best judgement in light of the information available at the time of preparation. Any use which a third party makes of the document, or any reliance on or decisions to be made based on them are the responsibility of such third parties. Planitar Inc. accepts no responsibility for damages, if any, suffered by any third party as a result of decisions made or actions based on the documents.



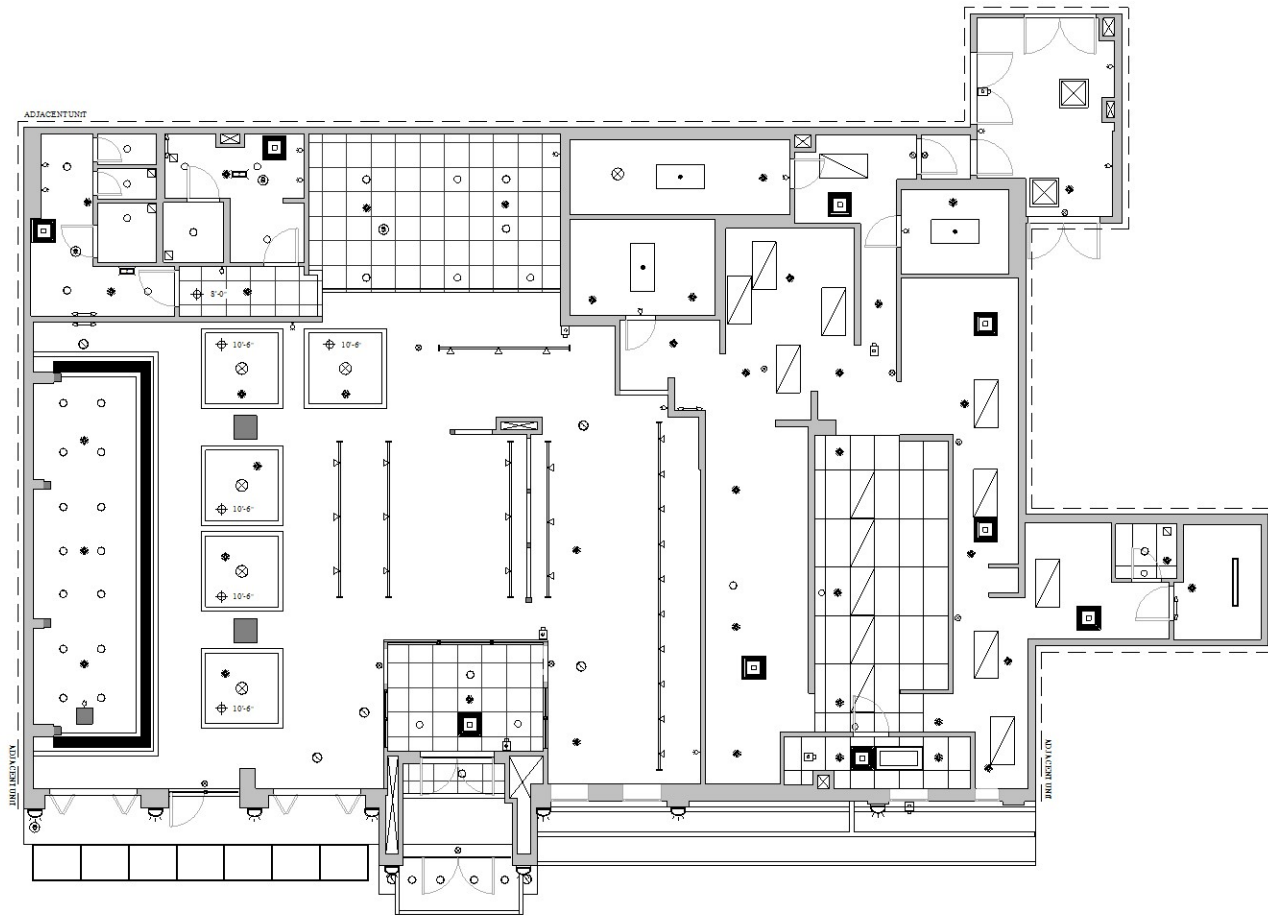
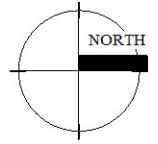
[Click here](#)
Scan to view 3D
walkthrough



Date: 2026-03-05

Scale: 1" = 10'-0"

A201



RCP - Main Floor

301 King Street E, Kitchener, ON, CA

Do not scale drawings. Contractors must check and verify all dimensions. All room dimensions and floor areas must be considered approximate and are subject to independent verification. All documents remain the property of Planitar Inc. Unauthorized use, modifications, and/or reproduction of these documents is prohibited without written permission. The material contained herein reflects Planitar Inc.'s best judgement in light of the information available at the time of preparation. Any use which a third party makes of the document, or any reliance on or decisions to be made based on them are the responsibility of such third parties. Planitar Inc. accepts no responsibility for damages, if any, suffered by any third party as a result of decisions made or actions based on the documents.



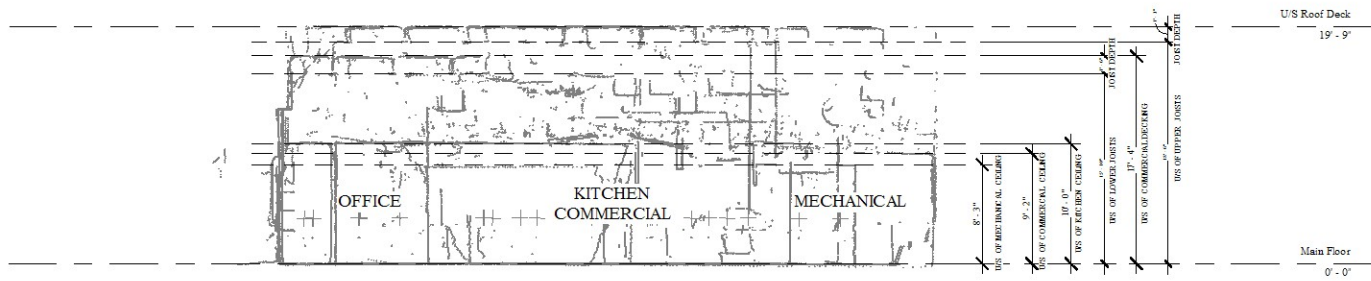
[Click here](#)
Scan to view 3D
walkthrough



Date: 2026-03-05

Scale: 1/16" = 1'-0"

A301



Vertical Point Cloud Plan - East to West

301 King Street E, Kitchener, ON, CA

Do not scale drawings. Contractors must check and verify all dimensions. All room dimensions and floor areas must be considered approximate and are subject to independent verification. All documents remain the property of Planitar Inc. Unauthorized use, modifications, and/or reproduction of these documents is prohibited without written permission. The material contained herein reflects Planitar Inc.'s best judgement in light of the information available at the time of preparation. Any use which a third party makes of the document, or any reliance on or decisions to be made based on them are the responsibility of such third parties. Planitar Inc. accepts no responsibility for damages, if any, suffered by any third party as a result of decisions made or actions based on the documents.



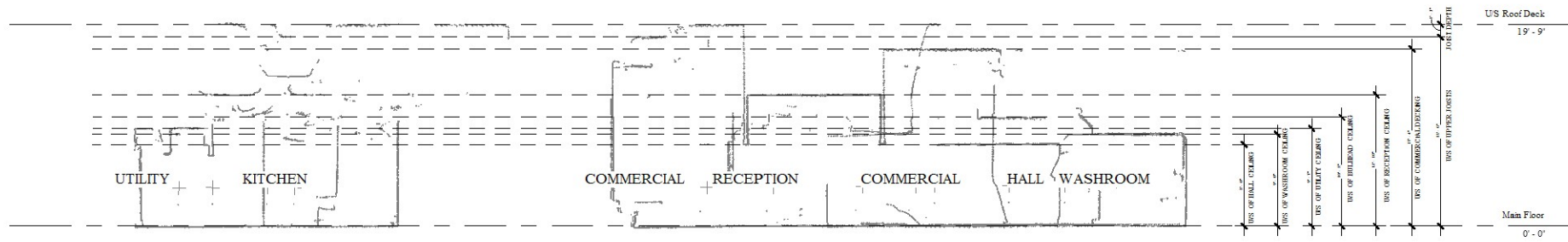
[Click here](#)
Scan to view 3D
walkthrough

ORBIX

Date: 2026-03-05

Scale: 1/16" = 1'-0"

A401



Vertical Point Cloud Plan - North to South

301 King Street E, Kitchener, ON, CA

Do not scale drawings. Contractors must check and verify all dimensions. All room dimensions and floor areas must be considered approximate and are subject to independent verification. All documents remain the property of Planitar Inc. Unauthorized use, modifications, and or reproduction of these documents is prohibited without written permission. The material contained herein reflects Planitar Inc.'s best judgement in light of the information available at the time of preparation. Any use which a third party makes of the document, or any reliance on or decisions to be made based on them are the responsibility of such third parties. Planitar Inc. accepts no responsibility for damages, if any, suffered by any third party as a result of decisions made or actions based on the documents.



[Click here](#)
Scan to view 3D
walkthrough


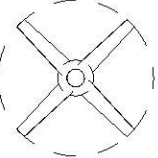















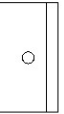












Date: 2026-03-05

Scale: 1/16" = 1'-0"


A402

Reflected Ceiling Plan Legend

	Recessed Light		Ceiling Fan
	Ceiling Mounted Light		
	Wall light		
	Pendant/Suspended Light		
	Suspended Fluorescent Light		Smoke & Carbon Monoxide Detector
	Recessed Fluorescent Suspended Light		Speaker
	Ceiling Mounted Fluorescent Light		Fire Alarm Annunciator
	Track Light		Air Grill
	Linear Strip Light		Attic Access Hatch
	Square Air Diffuser		
	Round Air Diffuser		Exhaust Hood
	Air Vent		
	Exhaust Fan		Generic Ceiling Panel
	Emergency Light – Wall Mounted		
	Emergency Light – Ceiling Mounted with Arrow		Security Camera
	Emergency Light – Ceiling Mounted		Sprinkler Head
	Emergency Battery Unit		Generic Mechanical Object

Hatch Patterns


Siding (Horizontal/Vertical)



Metal




Brick




EIFS/Stucco



Stone



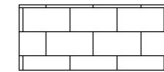
Wood



Wood Slats (Vertical/Horizontal)



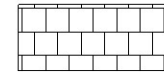
CMU



Shakers



Shingles



Legend

Do not scale drawings. Contractors must check and verify all dimensions. All room dimensions and floor areas must be considered approximate and are subject to independent verification. All documents remain the property of Planitar Inc. Unauthorized use, modifications, and/or reproduction of these documents is prohibited without written permission. The material contained herein reflects Planitar Inc.'s best judgement in light of the information available at the time of preparation. Any use which a third party makes of the document, or any reliance on or decisions to be made based on them are the responsibility of such third parties. Planitar Inc. accepts no responsibility for damages, if any, suffered by any third party as a result of decisions made or actions based on the documents.



[Click here](#)
Scan to view 3D
walkthrough


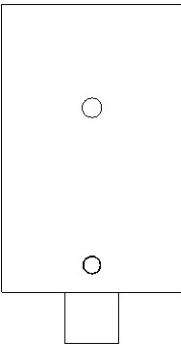
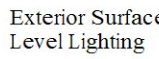
















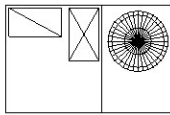











Date: 2026-03-05

Scale: 3/16" = 1'-0"

Legend 1

Mechanical Equipment/ Utilities Legend

	Furnace (FN)		Industrial Boiler		Exterior Surface Level Lighting	
	Electrical Panel (EP)					
	Air Condition (AC)					
	Hydro Meter (HM)					
	Gas Meter (GM)					
	Water Meter (WM)					
	Hot Water Heater (HWH)	FD	Floor Drain		Wall Protrusions	
	Heat Recovery Ventilator (HRV)		Grease Interceptor			Roof Anchor/Tie Down
	Water Softener (WS)		Water Supply System			
	Chimney		Rooftop Access			
	Rooftop Unit (RTU)		Bollards			
	HVAC Unit		Signage			
	Roof Vent		Exhaust Vent			
	Roof Drain					

Legend

Do not scale drawings. Contractors must check and verify all dimensions. All room dimensions and floor areas must be considered approximate and are subject to independent verification. All documents remain the property of Planitar Inc. Unauthorized use, modifications, and/or reproduction of these documents is prohibited without written permission. The material contained herein reflects Planitar Inc.'s best judgement in light of the information available at the time of preparation. Any use which a third party makes of the document, or any reliance on or decisions to be made based on them are the responsibility of such third parties. Planitar Inc. accepts no responsibility for damages, if any, suffered by any third party as a result of decisions made or actions based on the documents.



[Click here](#)
Scan to view 3D
walkthrough



Date: 2026-03-05

Scale: 3/16" = 1'-0"

Legend 2